

## Wellness Profile - Group Comparison Report

### Primary Group

Group Type	Group Name
Group Identity	A Sample Group-1

**January 2002**



		1	2	3	4	5
6	7	8	9	10	11	12
13	14	15	16	17	18	19
20	21	22	23	24	25	26
27	28	29	30	31		

to

**January 2002**

		1	2	3	4	5
6	7	8	9	10	11	12
13	14	15	16	17	18	19
20	21	22	23	24	25	26
27	28	29	30	31		

**Gender**

**Male and Female**

**Age Range**

5

99

0 10 20 30 40 50 60 70 80 90 99

### Comparison Group

Group Type	Group Name
Group Identity	A Sample Group-2

**January 2002**



		1	2	3	4	5
6	7	8	9	10	11	12
13	14	15	16	17	18	19
20	21	22	23	24	25	26
27	28	29	30	31		

to

**January 2002**

		1	2	3	4	5
6	7	8	9	10	11	12
13	14	15	16	17	18	19
20	21	22	23	24	25	26
27	28	29	30	31		

**Gender**

**Male and Female**

**Age Range**

5

99

0 10 20 30 40 50 60 70 80 90 99

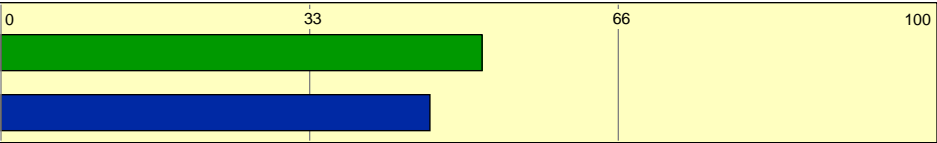





## Wellness Profile - Group Comparison Report

Nov 29, 2005

■ Primary Group  
■ Comparison Group

Clients in Group: 25  
 Clients in Group: 32

Average Age: 35  
 Average Age: 36

Description	Score	Room for Improvement	Fair	Excellent
Exercise Score	51			
	46			
Nutrition Score	43			
	41			
Safety Score	64			
	60			
Stress Score	64			
	56			
Tobacco Score	62			
	59			
Total Wellness Score	57			
	53			