

Wellness Profile - Group Summary Report

Group Definition

Group Type	Group Name
Group Identity	A Sample Group-1

Test Date Range

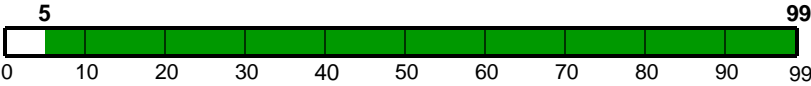
		1	2	3	4	5
6	7	8	9	10	11	12
13	14	15	16	17	18	19
20	21	22	23	24	25	26
27	28	29	30	31		

to

January 2002


		1	2	3	4	5
6	7	8	9	10	11	12
13	14	15	16	17	18	19
20	21	22	23	24	25	26
27	28	29	30	31		

Age Range



5 99

Gender



Male and Female

Wellness Profile - Group Summary Report

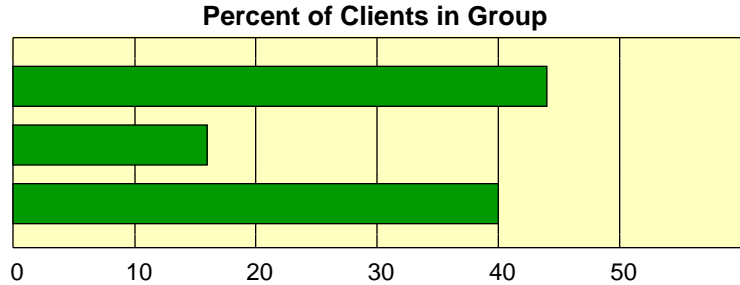
Nov 29, 2005

Average Age: 35

Clients in Group: 25

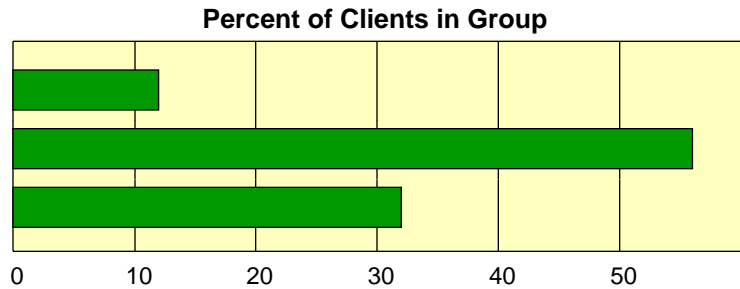
Exercise Score

	Clients	Percent
Excellent	11	44.0%
Fair	4	16.0%
Room for Improvement	10	40.0%
Total	25	



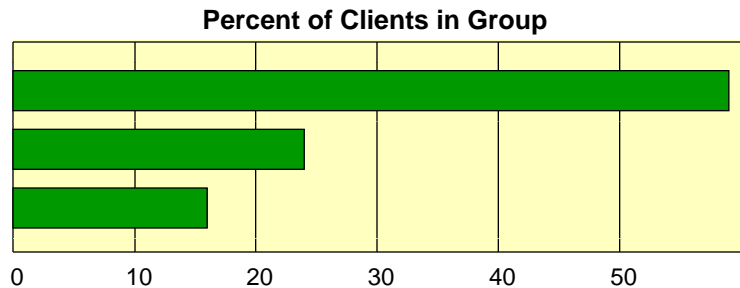
Nutrition Score

	Clients	Percent
Excellent	3	12.0%
Fair	14	56.0%
Room for Improvement	8	32.0%
Total	25	



Safety Score

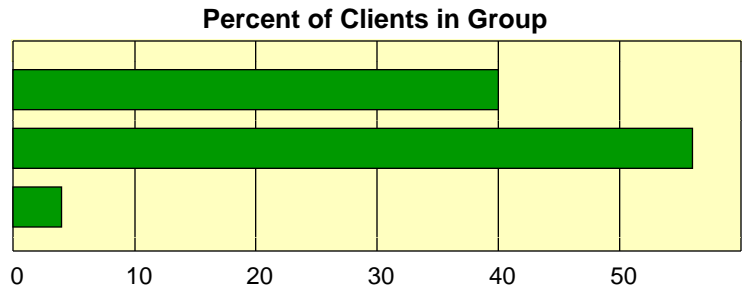
	Clients	Percent
Excellent	15	60.0%
Fair	6	24.0%
Room for Improvement	4	16.0%
Total	25	



Wellness Profile - Group Summary Report

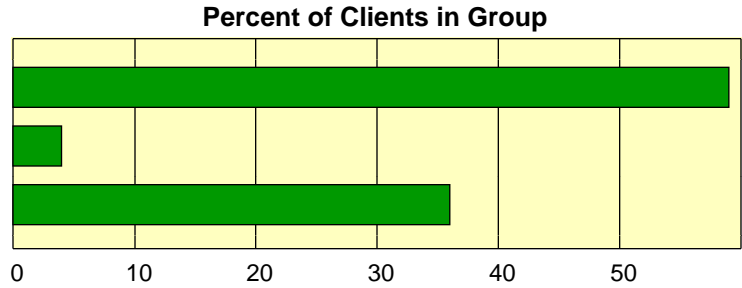
Stress Score

	Clients	Percent
Excellent	10	40.0%
Fair	14	56.0%
Room for Improvement	1	4.0%
Total	25	



Tobacco Score

	Clients	Percent
Excellent	15	60.0%
Fair	1	4.0%
Room for Improvement	9	36.0%
Total	25	



Total Score

	Clients	Percent
Excellent	9	36.0%
Fair	11	44.0%
Room for Improvement	5	20.0%
Total	25	

